

# Body Painting

Body paint is our new developed product. It is safe and nontoxic for whole body use. Ingredients: Calcium Carbonate, Water, Acacia Senegal Gum, Glycerin, Titanium Dioxide, Iron Oxides, FD&C Blue No. 1, FD&C Yellow No. 5, FD&C Red No. 40, D&C Red No. 22.


## Common colors/Essential colors:



## Fluorescent colors/UV colors



## Pearly colors:



## Metallic colors:



## Pearly Body Painting



## UV Body Painting



# Body Painting

## Water Based Individual Package

3g, 10g, 30g, and 75g packages are available.

We can make customized package according to your requirements.



3g



10g



30g



75g

## Water Based Set Package



10g/color, 2 colors/set



30g/color



10g/color, 12 colors/set



3g/color, 8 colors/set



## Butterfly Paint Steps

1. Use a brush add some white paint outline the butterfly wings around the eyes, fill in using more white color.
2. Add yellow color in the two wings, center part lighter, corner part darker.
3. Use orange color to fill in the four corners of the wings.
4. Change black color, outline the butterfly body, eyes, antennae and the outline of wings.
5. Add some blue dots.



# Body Painting

## Water Based Airbrush Body Paint



Liquid body paint, use with airbrush and compressor. Delicate lines make your designs much more vivid.

Comply with CE and FDA standard, safe for skin use.

Water based, easy to remove with water and soap.

Bright colors and strong coverage.

Currently we have 12 colors in stock, and we can make different colors according to your requirements.

12 colors:



Black



White



Yellow



Blue



Green



Red



Pink



Light Green



Purple




Light Purple



Rose



Light Magenta



## Alcohol Based, One Week Last Body Paint



40ml/bottle, 6 colors to choose: white, black, red, yellow, green, blue

Made by FDA approved ingredients, comply with CE and FDA standard, safe for body use.

Apply with airbrush or brush.



# Body Art Series

## Body Marker Pen

Water based body marker pen, comply with American FDA standard.

Ingredients: Acrylates Copolymer, Water, Iron Oxides, FD&C Red No. 40, FD&C Blue No. 1, FD&C Yellow No. 5, FD&C Yellow No. 6, D&C Red No. 22.

We can make different colors and package according to customers' requirements.

Body Marker Pen Set



Body Marker Pen



Work Show



## Body Painting Crayons

Comply with FDA standard, safe for skin use. Easy to remove.

Wash off with soap and water.

Ingredients: Stearic Acid, Vaseline, Calcium Carbonate, Paraffin Wax, Bee Wax, Ceresin, Titanium Dioxide, Iron Oxides, FD&C Red No. 40, D&C Red No. 7, FD&C Blue No. 1, FD&C Yellow No. 5, FD&C Yellow No. 6.



18 colors 12 colors 6 colors



18 colors 12 colors 6 colors



# Glitter Tattoo

## Glitter Tattoo Characters:

1. Operate easily, colorful patterns, stereoscopic.
2. The body glue and glitter comply with CE-EN71 and US TRA certification standard, safe to use.
3. The stencil is safe, passed CE-EN71 certification. Customized design service is accepted.
4. Water proof, the tattoos keep about 3-7 days on the skin.

Ingredients for body glue: Acrylates Copolymer, Water

Ingredients for glitter powder: Polyethylene Terephthalate, Stearoyl Epoxy Resin, Ultramarines, Aluminum, FD&C Yellow No.5, FD&C Red No.40, FD&C Blue No.1, D&C Red No.7

### Glitter Tattoo Kit 1



10 glitter colors (30ml/jar)  
10 glitter stencils  
1 body glue  
2 brushes

### Glitter Tattoo Kit 2 A



6 glitter colors (10ml/jar)  
10 glitter stencils  
1 body glue  
2 brushes

### Glitter Tattoo Kit 2 B



6 glitter colors (10ml/jar)  
10 glitter stencils  
1 body glue  
2 brushes

### Glitter Tattoo Kit 3



3 glitter colors (10ml/jar)  
5 glitter stencils  
1 body glue  
2 brushes

### Glitter Tattoo Kit 4



4 glitter colors (7ml/bottle)  
6 glitter stencils  
1 body glue  
1 brush

### Blister package glitter



2 glitter colors (10ml/jar)



1  
Glitter Stencils  
7.5cm \* 10.5cm



2  
Glitter Stencils  
7.5cm \* 7.5cm



3  
Glitter Stencils  
5.9cm \* 13cm



Body Glue



Brushes

# Glitter Tattoo

## Glitter Color Chart

Common colors/Essential colors:



Golden



Silver



Black



Red



Sapphire Blue



Dark Green



Rose



Purple



Fruit Green



Sky Blue



Light Red



Baby Pink



Dark Brown



Dark Sapphire



Olive Green



Dark Fuchsia



Bronze



Violaceous



Polychrome



Cristal

Fluorescent colors/UV colors:



UV Blue



UV Orange



UV Yellow



UV Purple



UV Pink



UV Green

## Operation Steps:



# Airbrush Tattoo

Golden Phoenix airbrush tattoo inks are divided into 5 types: common ink, pearly ink, glowing ink, fluorescent ink and finalized ink. We can make different colors according to your requirements.

Comply with FDA standard and passed CE-EN71 certification, our inks are safe for body use.

Ingredients: Alcohol, Shell-lac, Castor Oil, Ethyl Cellulose, Titanium Dioxide, Iron Oxides, FD&C Blue No. 1, FD&C Yellow No. 5, FD&C Red No. 40, D&C Red No. 7.

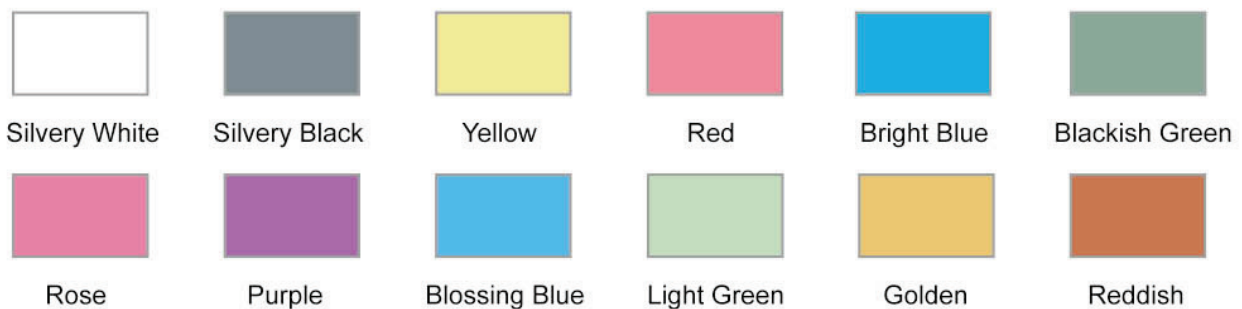
## Common Ink

Common ink is most used type. It is characterized by bright color, fine particles and super adhesion.



## Pearly Ink

The pearly airbrush tattoos have the effect of pearly luster and it will make people more attractive.





# Airbrush Tattoo

## Glowing Ink and Fluorescent Ink



Glowing  
Kelly

Fluorescent  
Light Blue

Fluorescent  
Orange

Fluorescent  
Yellow

Fluorescent  
Green

### Glowing Ink and Fluorescent Ink 40ml/bottle

Glowing Ink can glow kelly color in dark and fluorescent ink can glow in UV light. The tattoos with these two inks will make people more attractive in dancing room, wine bar and other similar places.

## Finalized Ink

Finalized Ink 100ml/bottle

Applying a little finalized ink will remarkably help the tattoos stay longer.



## Bulk Ink



Bulk ink (500ml)



Bulk Ink (1000ml)



Bulk Ink (1 gallon)

### Bulk Ink

Besides the standard package, we also offer bulk ink in 500ml/bottle, 1000ml/bottle and 1gallon/bottle for wholesalers and big customers.

# Airbrush Tattoo

## Self-adhesive Stencil

The self-adhesive stencils are used for airbrush tattoo and clothing. They are reusable, self-adhesive and durable. Now we have over 2000 designs which cover almost all the themes such as animal, flower, cartoon, tribal, capricorn, bracelet, and Chinese character. Our stencils are organized in 22 different books and there are 15 to 160 different individual designs in each book.



- Book 1: 100 designs, 4 designs on each A4 sheet
- Book 2: 100 designs, 4 designs on each A4 sheet
- Book 3: 100 designs, 4 designs on each A4 sheet
- Book 4: 160 designs, 16 designs on each A4 sheet
- Book 5: 30 designs, 1 design on each A4 sheet
- Book 6: 15 designs, 1 design on each A3 sheet
- Book 7: 100 designs, 4 designs on each A4 sheet
- Book 8: 100 designs, 4 designs on each A4 sheet
- Book 9: 100 designs, 4 designs on each A4 sheet
- Book10: 100 designs, 4 designs on each A4 sheet
- Book11: 106 designs, 4 designs on each A4 sheet
- Book12: 100 designs, 4 designs on each A4 sheet
- Book13: 53 designs, mid size design
- Book14: 100 designs, 4 designs on each A4 sheet
- Book15: 100 designs, 4 designs on each A4 sheet
- Book16: 100 designs, 4 designs on each A4 sheet
- Book17: 50 designs, 2 designs on each A4 sheet
- Book18: 80 designs,
- Book19: 120 designs, 6 designs in each A4 sheet
- Book20: 110 designs
- Book21: 27 designs
- Book22: 160 designs, 16 designs in each A4 sheet

## Single Stencil



We can also make single stencil. You don't need to order whole book designs, just choose the stencil designs you like. Customized designs and different sizes are available.

# Tattoo Aircan



## Characters:

1. No need electricity power and it could be taken to anywhere to make airbrush tattoo.
2. Best choice for family use and perfect for all kinds of parties.
3. Easy to operate and control.
4. Quick to make cool designs. (only 1 minute is needed)
5. Different designs to choose from the stencils.
6. Safe and nontoxic, with detailed MSDS information.
7. Lower price.

Ingredients: Alcohol, Shell-Lac, Castor Oil, Ethyl Cellulose, Dimethyl Ether, Iron Oxides, FD&C Blue No. 1, FD&C Yellow No. 5, FD&C Red No. 40, D&C Red No. 7.



1. Clean the skin with rubbing alcohol (75% medical) and left to dry before application.



2. Unfold the stencil (transparent protecting film)



3. Peel off the stencil for application.



4. Apply the stencil on the desired area.



5. Shake the spraycan sufficiently. Then press the nozzle button to the aimed stencil.



6. Carefully peel off the stencil taking great care not to smudge or smear the tattoo.



7. Dust tattoo with setting powder.



8. The airbrush tattoo design is finished.

## Note: when doing step 5

- (1) keep about 15cm from the can to stencil.
- (2) spray ink out with a very thin coat then repeat it for multiple times till ink covers design evenly.



# Airbrush Tanning

## Character:

1. Made by FDA approved ingredients, airbrush tanning is safe and nontoxic.
2. Airbrush tanning is not a dye. The primary ingredients in the tanning solution works with the amino acids in the top layer of your skin to produce a natural tan exactly like the sun, but without damaging your skin.
3. The airbrush tanning formula won't rub off on your clothes, once the tan is set.
4. Airbrush tanning fades gently just like a real suntan.

Ingredients: DHA, Water, Caramel Pigment, Polysorb20, Glycerin, Propylene Glycol, Erythulose, Witchazel hydrosol, Aloe Extract, FD&C Red No.40, FD&C Yellow No.5, FD&C Blue No.1.



Package form: 1 gallon, 1000ml, 500 ml, 100 ml.

We can also make other package forms according to your requirements.



## Spray Tanning



### Tanning Aircan:

1. Net Content: 150ml, suit for one person (whole body) use.
2. Portable, can be taken to any place.
3. Any angle spray, easy to control.
4. Fast and convenient to operate.
5. Even color and long wearing.

Ingredients: DHA, Water, Caramel Pigment, Polysorb20, Glycerin, Propylene Glycol, Erythulose, Dimethyl Ether, Witchazel Hydrosol, Aloe Extract, FD&C Red No.40, FD&C Yellow No.5, FD&C Blue No.1.

# Airbrush Nail

## Nail Ink

Golden Phoenix airbrush nail ink is water based acrylic ink. The color is bright and can bring an ideal effect for the nail art works. The ink particles are also very fine and this can greatly reduce the possibility of airbrush clogging.


At present, we have 45 colors available.

Ingredients: Water, Acrylic Acid, Titanium Dioxide, Iron Oxides, FD&C Blue No. 1, FD&C Yellow No. 5, FD&C Red No. 40, D&C Red No. 7.

### Common Ink

					
Black	White	Red	Mid-Yellow	Blue	Mid-Green
					
Rose	Lemon Yellow	Phth Blue	Purple	Phth Green	Light Pink
					
Scarlet	Light Magenta	Blue Lake	Aqua Blue	Light Purple	Light Yellow
					
Vermilion	Yellow Ochre	Naple's Yellow	Kelly	Orange	Misty Rose
					
Crimson	Brown	Ultramarine	Burnt Sienna	Flesh Color	

### Pearly Ink

					
White	Golden	Black	Bamboo Green	Purple	Wine Red
					
Silvery Gray	Kelly	Light Magenta	Rose	Orange	

### Fluorescent Ink

				
Rose	Lemon Yellow	Golden	Scarlet	Blue Lake

# Airbrush Nail

## Nail Stencil


Golden Phoenix airbrush nail stencils are made from transparent mylar material. They are reusable and easy to clean.

At present, there are 320 different sheets, and each sheet has 12/13 patterns, including lovely animals, beautiful flowers and trees, and some other delicate designs. They are organized in 16 sets, 20 sheets for each set.

Each stencil sheet comes with a vivid collection of designs and packed in one opp bag.



## Nail Stencil





# Works Show

## Body Painting & Glitter Tattoo



# Works Show

## Airbrush Tattoo & Airbrush Nail





# Fair Show

## Fair Show

